UNITED
NATIONS

UNEP

MC

UNEP/MC/ICC.7/5

MINAMATA
CONVENTION
ON MERCURY

Distr.: Limited
21 January 2025

English only

Implementation and Compliance Committee
Minamata Convention on Mercury
Seventh meeting
Geneva, 18–20 February 2025
Item 4 of the provisional agenda*
National reporting pursuant to Article 21

Overview of the results of the second short national reports and findings of the Secretariat

I. Introduction

1. Paragraph 1 of Article 21 of the Minamata Convention on Mercury provides that each Party shall report to the Conference of the Parties, through the Secretariat, on the measures taken to implement the provisions of the Convention and on the effectiveness of such measures and the possible challenges in meeting the objectives of the Convention.

2. Pursuant to decision MC-1/8, on the timing and format of reporting, Parties were to submit their second short national reports, covering the reporting period from 1 January 2021 to 31 December 2022, by 31 December 2023.

3. For the purposes of the seventh meeting of the Implementation and Compliance Committee, the Secretariat prepared this report to inform the Committee of the following: overview of the results of the second short national reports and the findings of the Secretariat based on its review of the responses submitted by Parties to the four recurrent questions on control measures as per Articles 3.3, 3.5, 3.6 and 11.2, as well as responses to parts C and D of the reporting format.

4. This report is further supplemented by UNEP/MC/ICC.7/INF/1 on information provided by the Parties to the Minamata Convention on Mercury and by UNEP/MC/ICC.7/INF/2 setting out the responses received for the second short national reports in summary tabular form.

* UNEP/MC/ICC.7/1.

II. Overview of the results and findings of the Secretariat

Article 3: Mercury supply sources and trade
Summary of the relevant Article 3 provisions covered under the second short national report

1. Articles 3.3 and 3.4: *Parties with primary mercury mines* are obligated under the Convention to not allow primary mercury mining from being conducted within a Party's territory when the Convention enters into force for the Party (Article 3.3). If such an operation already exists, it can only allow such primary mining operations to exist up to a period of 15 years after the Convention enters into force for the Party and only be used in manufacturing of mercury-added products in accordance with Article 4, in manufacturing processes in accordance with Article 5, or be disposed in accordance with Article 11, using operations which so not lead to recovery, recycling, reclamation, direct re-use of alternative uses (Article 3.4).

2. Article 3.5.a: Requires *each Party to endeavour to identify* individual stocks of mercury or mercury compounds exceeding 50 metric tons, as well as sources of mercury supply generating stocks exceeding 10 metric tons per year, that are located within its territory. In its decision MC-1/2, the Conference of the Parties at its first meeting adopted the guidance on the identification of individual stocks of mercury or mercury compounds exceeding 50 metric tons and sources of mercury supply generating stocks exceeding 10 metric tons per year.

3. Articles 3.6 to 3.10: Contain the provisions to be implemented by Parties in relation *to trade in mercury with other Parties and with non-Parties*.[1] The required measures reflect several key principles, namely:
   a) mercury to be traded must not be from sources not allowed under paragraphs 3 or 5(b) of Article 3;
   b) the consent of the importing country, regardless of whether it is a Party, or a non-Party must be obtained before export takes place; and
   c) trade with non-Parties is allowed, provided that:
      i. for export from a Party to a non-Party, the non-Party can provide certification that it has certain measures in place equivalent to those required of a Party; and
      ii. for import from a non-Party, the mercury is not from sources identified as not allowed under paragraph 3 or paragraph 5 (b).

4. A Party is obligated to not allow the import of mercury from a non-Party to which it will provide its written consent unless the non-Party has provided certification that the mercury is not from sources identified as not allowed under paragraph 3 or paragraph 5 (b), namely that it is not from primary mining or mercury determined by the exporting non-Party to be excess mercury from the decommission of chlor-alkali facilities (Art. 3.8).

5. For the short national report, the related questions to Article 3 that Parties are to respond to are questions 3.1, 3.3, and 3.5.

[1] The Conference of the Parties at its first meeting adopted specific trade forms and guidance to be used by Parties and non-Parties for providing consent for trade in mercury under Article 3, namely:
   (a) Form A: Form for the provision of written consent by a Party to the import of mercury,
   (b) Form B: Form for the provision of written consent by a non-Party to the import of mercury,
   (c) Form C: Form for non-Party certification of the source of mercury to be exported to a Party (to be used in conjunction with Form A and Form D, when required);
   (d) Form D: Form for general notification of consent to import mercury.

Question 3.1: Does the party have any primary mercury mines that were operating within its territory at the date of entry into force of the Convention for the party? (para. 3)

☐ Yes

☐ No

If **yes**, please indicate:

a) The anticipated date of closure of the mine(s): (*month*, *year*) OR

b) The date upon which the mine(s) closed: (*month*) (*year*)

c)*Total amount of mercury mined _____ metric tons per year

6. In terms of Parties' responses to question 3.1:[2]

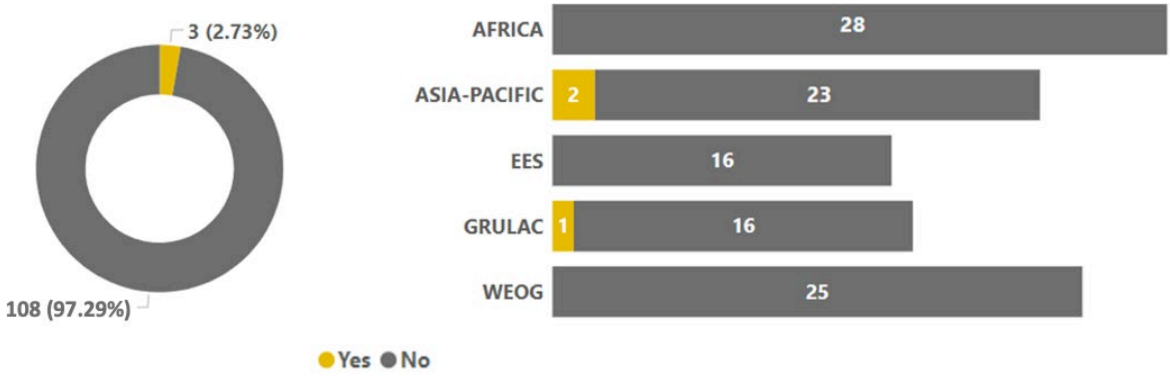

a) Three Parties responded "Yes" (2.73%, 3 of 111) and 18 Parties responded "No" (97.29%, 108 of 111). For a list of Parties and their responses, please see UNEP/MC/ICC.7/INF/1.

b) The breakdown of the responses by region is as follows: Africa: 28 Parties responded "No" (100%, 28 of 28); Asia-Pacific: two Parties responded "Yes" (8%, 2 of 25) and 21 Parties responded "No" (92%, 23 of 25); Eastern European States: 16 Parties responded "No" (100%, 16 of 16); Latin America and the Caribbean: one Party responded "Yes" (6%, 1 of 17) and 16 Parties responded "No" (94%, 16 of 17); and Western Europe and Others: 25 Parties responded "No" (100%, 25 of 25).

7. The table below shows the quantities of primary mined mercury reported by Parties for the second short report (2021 and 2022) and the prior reports (2017-2020).

TABLE 1: Quantities of primary mined mercury reported MT/yr. (2017-2022)

	First Full Report					
	First Short Report				Second Short Report	
Party	2017	2018	2019	2020	2021	2022
China	NA (85,000)*	NA (144,500)*	NA (134,000)*	250	193	171
Indonesia	-	-	-	-	No data available**	No data available**
Mexico	442	0.5	0	0	0	Report unclear ***
* Reported on quantities of mined mercury ore						
** Illegal primary mercury mining reported, no data available						
*** Clarification sought from Party						

[2] Question 3.1 was amended under MC-5/13: National reporting pursuant to article 21 of the Minamata Convention on Mercury. For the text of the amended question, please go to: https://minamataconvention.org/en/documents/national-reporting-pursuant-article-21-minamata-convention-mercury-0

8. Based on its review of Parties' responses to question 3.1 and their submissions, the Secretariat presents the following findings:

   a) There is an increase in the number of Parties reporting on the existence of primary mining of mercury in their territory from two Parties (China and Mexico) to three (China, Indonesia and Mexico) for the second short reporting cycle. A Party (Indonesia) in its past reports responded "No" to question 3.1. In its second short national report, the Party responded "Yes" and provided information that conformed to paragraph 1 of decision MC-5/2, where the Party acknowledged and reported the presence of illegal primary mercury mining in its territory and relayed that "it is difficult for the government to know exactly how much primary mercury mining is in Indonesian territory". The Party suggested the need for specific methods to quantify the primary mined mercury, including by using remote sensing or other methods. The Party also reported on its progress in enforcing its law not allowing the primary mercury mines, confiscating 36.29 tonnes of illegally mined cinnabar to date.

   b) One Party (Mexico) responded "Yes" but the reported data is unclear on the quantity reported and whether the report covered both formal and informal primary mercury mining production. The Party had mentioned in its full report (2021) the persistence of mercury production through its environmental monitoring efforts that may be additional to its known closed mines. The Secretariat has followed up and is awaiting a response from the Party.

   c) Quantities reported by one Party (China) conform to decision MC-4/8 which clarified that the unit of measure under question 3.1 is to be the amount of mercury mined.

   d) A comparison of the quantities of primary mined mercury from formal sources show a decreasing trend since 17 August 2017. There is no reported data on other sources of primary mined mercury, e.g., informal, illegal, or unrecognized, to derive a comparison over the three reporting cycles.

   e) The amended reporting format adopted by the Conference of Parties in its decision MC-5/13, which added a response option that covers a scenario where there is primary mercury mining that is occurring in the Party's territory, but there is no available data due to the informal or illegal nature of the operation, is expected to continue to facilitate the way in which a Party with informal or illegal primary mercury mining can respond. The amended reporting format will be operational in the second full report version of the Online Reporting Tool (ORT).

Question 3.3: Has the party endeavoured to identify individual stocks of mercury or mercury compounds exceeding 50 metric tons and sources of mercury supply generating stocks exceeding 10 metric tons per year that are located within its territory? (para. 5)

☐ Yes

☐ No

a) *If the party answered **yes** to question 3.3 above:

i. Please attach the results of your endeavour or indicate where it is available on the internet, unless unchanged from a previous reporting round.

ii. Supplemental: Please provide any related information – for example, on the use or disposal of mercury from such stocks and sources.

b) If the party answered **no** above, please explain.

9. In terms of Parties' responses to question 3.3[3]:

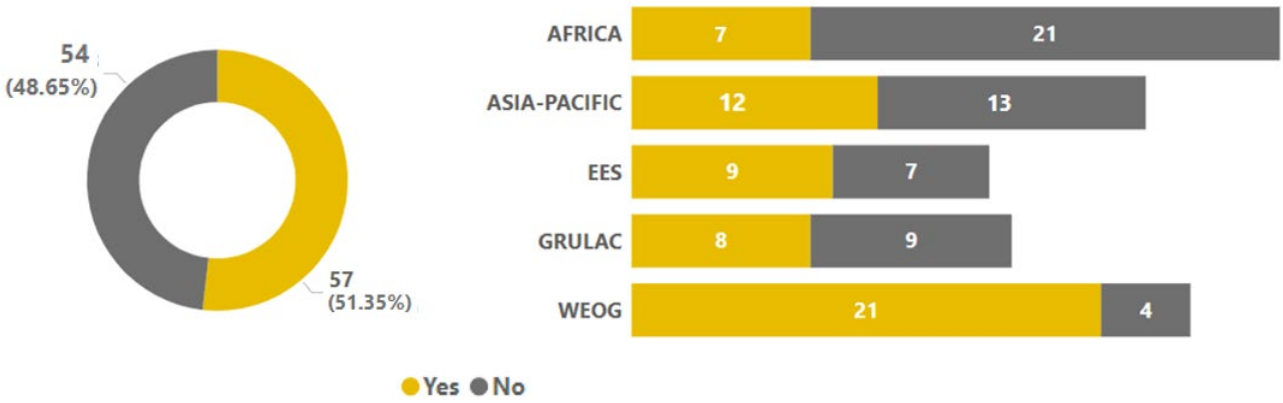

a) Fifty-seven- Parties responded "Yes" (51.35%, 57 of 111) and 54 Parties responded "No" (48.64%, 54 of 111). For a list of Parties and their responses, please see UNEP/MC/ICC.7/INF/1.

b) The breakdown of the responses by region is as follows: Africa: seven Parties responded "Yes" (25%, 7 of 28) and 21 Parties responded "No" (75%, 21 of 28); Asia-Pacific: 12 Parties responded "Yes" (48%, 12 of 25) and 13 Parties responded "No" (52%, 13 of 25); Eastern European States: nine Parties responded "Yes" (56%, 9 of 16) and seven Parties responded "No" (44%, 7 of 16); Latin America and the Caribbean: eight Parties responded "Yes" (47%, 8 of 17) and nine Parties responded "No" (53%, 9 of 17); and Western Europe and Others: 21 Parties responded "Yes" (84%, 21 of 25) and four Parties responded "No" (16%, 4 of 25).

10. Based on its review of Parties' responses to question 3.3 and their submissions, the Secretariat presents the following findings:

a) The totals of the "Yes" or "No" responses do not accurately reflect the number of Parties that have endeavoured to identify individual stocks of mercury and sources of mercury supply generating stocks (stocks and sources). This trend is similar to how Parties responded to question 3.3 in the first full report. In the first full report 53 Parties responded "no", but after a closer review of the reports most Parties provided explanation or descriptions of their endeavour to identify stocks and sources of mercury.

b) A closer review of the second short national reports, including targeted follow-up by the Secretariat with some Parties[4], revealed that there is also a fair number of Parties who responded "No" but provided explanations indicating they have endeavoured or taken steps to endeavour to identify stocks and sources of mercury. These Parties are as follows:

i. Fifteen Parties responded "No" to the question because they based their response on the result of their study or inventory, i.e., after undertaking steps to identify stocks and sources they did not find any, or that the quantities were below 50 metric tons (stocks) and 10 metric tons (sources of mercury supply generating stocks). (Argentina, Belgium, Cameroon, Ecuador, Guyana, Kuwait, Latvia, Madagascar, Nicaragua, Nigeria, Senegal, Sierra Leone, Slovakia, Sri Lanka, and United Republic of Tanzania)

ii. Fourteen Parties responded "No", because they think the question does not apply to them. These Parties took steps to identify the presence of stocks and sources of mercury in their territory and arrived at the conclusion that they do not have industries that hold stocks or sources of mercury in their territory. (Armenia, Bahrain, Burundi, Colombia, Comoros, Cote d'Ivoire, Cyprus, Lithuania, Luxembourg, Mali, Palau, Portugal, Romania, and Uruguay)

[3] Question 3.3 was amended under MC-5/13: National reporting pursuant to article 21 of the Minamata Convention on Mercury. For the text of the amended question, please go to: https://minamataconvention.org/en/documents/national-reporting-pursuant-article-21-minamata-convention-mercury-0

[4] The Secretariat followed up with Parties who responded "No" and who did not provide an explanation to their response to get clarity on why no endeavour was taken.

iii. Six Parties responded "No" but have completed and submitted their Minamata Initial Assessments (MIAs) to the Secretariat. The MIAs constitute an endeavour to identify stocks and sources of mercury. (Bolivia, Republic, Guinea, Guinea-Bissau, Niger, and Uganda)

iv. Three Parties responded "No" and explained that they have no financial resources or lacked technical capacity to conduct the inventory of stocks and sources (Burkina Faso, Cambodia, and Dominican Republic). Upon review, all three Parties appear to have received support to conduct their MIAs. Two of the three Parties (Burkina Faso, Dominican Republic) have completed and submitted their MIAs to the Secretariat.

v. Two Parties (Saudi Arabia and Zambia) reported that their inventories are still in progress.

c) Of the 57 Parties who responded "Yes", 22 Parties provided information on the quantities of stocks and sources of mercury in their territories[5]:

i. Fourteen Parties reported on the quantities and sources of mercury stocks, as follows:

TABLE 2: Reported Quantities of Identified Stocks

Stocks	Quantity
Chlor-alkali facility	
Finland	0 (stocks sent for final disposal)
Greece	36 tons
Indonesia	2,937.6 tons
Iran	249.9335 tons (unchanged from previous report)
Peru	2021: 120 tons 2022: Inventory in progress
Spain	*Facility 1*: 2021 - 330.614t 2022 - 27.590t; *Facility 2*: 2021 - 145.180t 2022 - 0t; *Facility 3*: 2021 - 11.264t 2022 - 12.697t
Held by enterprises or companies	
China	2021: 198 tons approx. 2022: 171 tons
Japan	2021: 108.375 t 2022: Inventory in progress
Republic of Korea	2021: 73.66 tons
Peru	2021: 3,184.5 tons 2022: Inventory in progress
Thailand	2021: 52.4495 t 2022: 36.19965 t (remaining in warehouse)
United States	*2021-2022 inventory additional info:* • 1 company - 78 metric ton of elemental mercury: manufactured (including imported) approximately • 17 metric tons - distributed in domestic commerce approximately • Stored on site between 54 and 77 metric tons (also reported approximately 47 metric tons of compound-related activity)
Held by facility for stabilization or from mercury waste recycling	
Germany	NOTE: values fluctuate. Reported quantities are peak amounts. *Facility 1*: 2021 - 317.2 tonnes 2022 -119.3 tonnes; *Facility 2*: 2021 - 33.8 tonnes 2022 - 148.8 tonnes; *Facility 3*: 2021 - 353 tonnes 2022 – 0 tonnes
Switzerland	Could exceed temporarily 50 metric tons (unchanged from previous report)
Government stocks	
United States	US DOD: 4,400 metric tons of elemental mercury approximately US DOE: 1,200 metric tons of elemental mercury
Ecuador	2021: 11.15 kg (confiscated Hg) 2022: 0.17 kg (confiscated Hg)

[5] Due to the interim nature of stocks, reported quantities differed or fluctuated during the reporting period.

Lighting industry	
Indonesia	2022: 1.22 kg
Laboratory, research	
Indonesia	2021-2022: 2.46 kg

ii. Six Parties reported on the quantities of the identified sources of mercury supply generating stocks in their territories, as follows:

TABLE 3: Reported Quantities of Identified Sources of Mercury Supply Generating Stocks

Sources of mercury supply generating stocks	Quantity
By-product mercury	
Ecuador	2021: 22.80 kg 2022: 8.50 kg
Thailand	2021 - 43.589 t 2022 - 8.27965 t
Peru	2021 – 18.5 tons (Note: other companies were identified by the quantities did not exceed 10 tons per year)
Zinc smelter	
Finland	2021 > 10 MT 2022 > 10 MT
Enterprise	
Australia	10 enterprises identified: data gathering in progress
China	3 enterprises: 2021- has > 10 MT 2022 - has > 10 MT

iii. Six Parties reported that the quantities they identified for individual stocks do not exceed the threshold (Brazil, Canada, El Salvador, France, Netherlands, and United Kingdom) and one Party (European Union) referred to the reports of its member states.

iv. One Party (Iraq) reported on the existence of 87 mercury components with a total amount of 39,000 kg which can be found in governmental sector ministries (industry, oil, health, municipalities). It is not clear if the reported amount relates solely to stocks and sources of mercury or if it includes or consists of mercury-added products.

v. Based on the reported quantities, the following information can be highlighted:

- One Party (Peru) had a substantial increase in its reported stock in 2021. Comparing the quantity the Party reported in its first full report against its second short report, there is a sharp increase in quantity of stocks, from 294.8 tons in 2017 to 3,184.5 tons in 2021. The Party also reported an increase in the number of facilities that have stocks of mercury from 5 to 6 facilities during the current reporting period.
- One Party (United States) reported an increase in stocks ranging from 54 and 77 MT, and the Party also included in its report stocks of 47 MT of mercury compound.
- Parties vary on how they reported on quantities below the 50 MT for individual stocks and 10 MT for sources of mercury supply generating stocks. Some Parties (Ecuador, Indonesia) indicated source categories and provided specific quantities, while other Parties only provided a general description, e.g., below threshold, small quantity, etc. of their inventory.
- Data or inventory on stocks and sources from MIA, inventory report or studies were not consistently reflected in the response to question 3.3. This occurs when Parties merely provide the link to the document or attach the MIA, report, or study without summarizing or specifying the concluding result of the study in the space provided in Q3.3 of the ORT. The ORT is not able to draw data from external sources and requires Parties to encode or input the relevant data.[6]

[6] The case of one Party is illustrative and applies to other Parties. In its response to question 3.3, the Party indicated that their MIA was submitted to the Secretariat without including a summary of the pertinent result in the ORT. As part of the Secretariat's task to check for completeness of the report and viability of links or attachments, the Secretariat conducted a check of the links and attachments received as part of the report. The Party's MIA was sent separately as an attachment. A cursory review of the MIA revealed that a section of its MIA was devoted to its inventory of stocks and sources that included quantity approximations of the remaining stocks

d) One Party (Benin) indicated that their initial inventory covered the period from 2017 to 2019, and that no new inventory has been conducted for the current reporting period.

e) Of the 54 Parties who responded "No", six Parties did not include an explanation on why they did not endeavour to identify stocks and sources of mercury.

13. Below is a summary of the Secretariat's findings under question 3.3:

a) Overall, the second short national reports show an improvement on how Parties responded to question 3.3, i.e., a good number of Parties provided additional explanation on their results, some Parties provided annual and monthly data, some Parties reported on identified stocks not exceeding 50 metric tons and sources of mercury supply generating stocks not exceeding 10 metric tons, and some Parties either described steps they took or informed the Secretariat that they are in the process of completing their inventories. The details reported provided a better understanding of the context to the responses and efforts undertaken.

b) There is also an improvement in the quality of the information shared by Parties in response to question 3.3, with clearer distinctions in the reports between identified stocks and sources, quantities of mercury identified, and additional descriptions of the type of endeavour taken. The quality of information in the current reporting cycle has provided better insight on the measures taken to identify stocks and sources compared to the previous reporting cycles.

c) While there is an improvement in the description of endeavours, the totality of information still provides an incomplete status of the stocks and sources globally. Some issues that lead to this observation include, variability of stocks at a given time, lack of consistency in reporting particularly on stocks of mercury that are traded, and results of MIAs or inventories that are not summarized and manually entered in the ORT. As seen in Tables 2 and 3 above, the aggregated results under the second short national reports cannot be taken as providing a meaningful overview of current global stocks and sources.

d) The amended reporting format adopted by the Conference of Parties in its decision MC-5/13, which added response options that covers scenarios that is applicable to many Parties, is expected to further clarify question 3.3 and facilitate the way how Parties can respond to question 3.3. The amended reporting format will be operational in the second full report version of the ORT.

e) There are Parties who cited their MIAs in the second short report whose information may be outdated. Fifteen Parties cited their MIA, of the 15, ten Parties (Albania, Antigua and Barbuda, Cameroon, Mauritius, Montenegro, North Macedonia, Peru, Saint Lucia, South Africa, and Sri Lanka,) cited MIAs that were completed before 2023. As the obligation to endeavour to identify stocks and sources of mercury has been clarified by decision MC-4/8 as a continuing obligation, Parties who solely rely on their MIA results may need to update the information.

of mercury from the closed Thor Chemicals chlor-alkali plant, and other sectors in the country. While the Secretariat has access to the document, the Party is responsible to assess the relevant results it has and to include a summary of the result in its report. Further, the ORT is not yet able to draw information from external data sources, e.g., links or attachments, and would require Parties to manually enter the data in the ORT.

Question 3.5: *Has the party received consent, or relied on a general notification of consent, in accordance with article 3, including any required certification from importing non-parties, for all exports of mercury from the party's territory in the reporting period. (Para. 6, para. 7.)

- ☐ Yes, exports to parties
- ☐ Yes, exports to non-parties
- ☐ No
- ☐ No, no export

If yes,

(a) and the party has submitted copies of the consent forms to the secretariat, then no further information is needed.

If the party has not previously provided such copies, it is recommended that it do so.

Otherwise, please provide other suitable information showing that the relevant requirements of paragraph 6 of article 3 have been met.

Supplemental: Please provide information on the use of the exported mercury.

(b) If exports were based on a general notification in accordance with article 3, paragraph 7, please indicate, if available, the total amount exported and any relevant terms or conditions in the general notification related to use.

14. In terms of Parties' responses to question 3.5[7]:

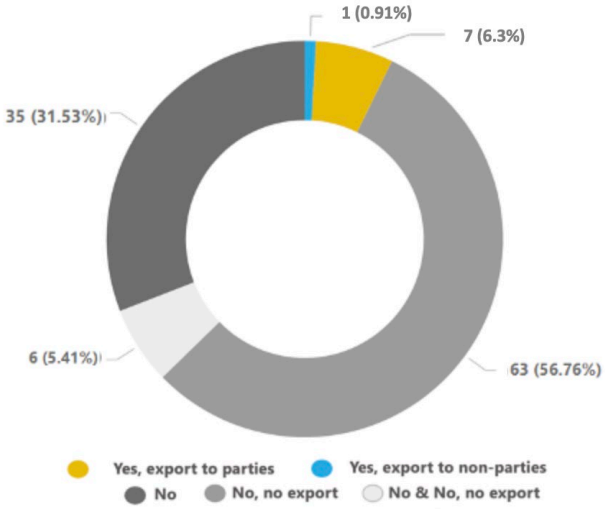

a) Seven Parties responded "Yes, export to Parties" (6.3%, 7 of 111); one Party responded "Yes, export to non-Parties" (0.91%, 1 of 111); 63 Parties responded "No, no export" (56.76%, 63 of 111); 35 Parties responded "No" (31.53%, 35 of 111); and six Parties responded "No" and "No, no export" (5.41%, 6 of 111). For a list of Parties and their responses, please see UNEP/MC/ICC.7/INF/1.

[7] Question 3.5 was amended under MC-5/13: National reporting pursuant to article 21 of the Minamata Convention on Mercury. For the text of the amended question, please go to: https://minamataconvention.org/en/documents/national-reporting-pursuant-article-21-minamata-convention-mercury-0

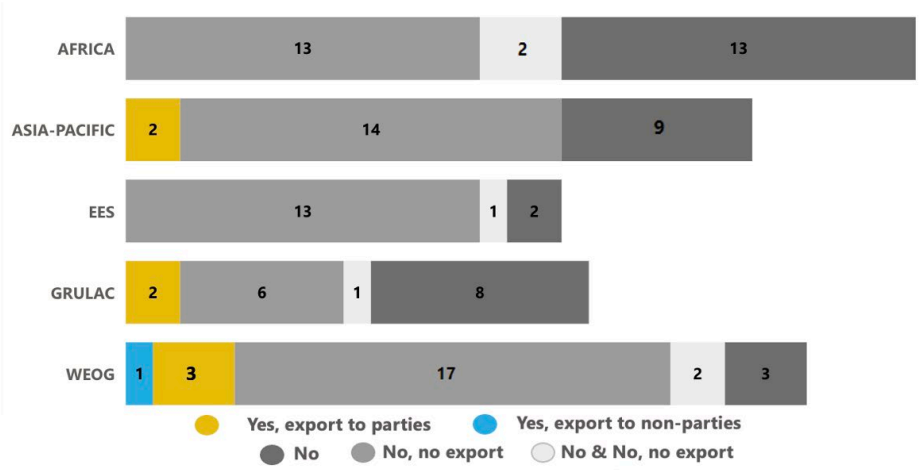

b) The breakdown of the responses by region is as follows:

- Africa: 13 Parties responded "No, no export" (46%, 13 of 28), 13 Parties responded "No" (46%, 13 of 28), and two Parties responded "No" and "No, no export" (7%, 2 of 28);
- Asia-Pacific: two Parties responded "Yes, export to Parties" (8%, 2 of 25); 14 Parties responded "No, no export" (56%, 14 of 25), and 9 Parties responded "No" (36%, 9 of 25);
- Eastern European States: 13 Parties responded "No, no export" (81%, 13 of 16), two Parties responded "No" (13%, 2 of 16), and one Party responded "No" and "No, no export" (6%, 1 of 16);
- Latin America and the Caribbean: two Parties responded "Yes, export to Parties (12%, 2 of 17), six Parties responded "No, no export" (35%, 6 of 17), eight Parties responded "No" (47%, 8 of 17), and one responded "No" and "No, no export" (6%, 1 of 17); and
- Western Europe and Others: three Parties responded "Yes, export to Parties" (12%, 3 of 25), one Party responded "Yes, export to non-Parties" (4%, 1 of 25), 17 Parties respond "No, no export" (68%, 17 of 25), three responded "No" (12%, 3 of 25), and two responded "No" and "No, no export" (8%, 2 of 25).

15. Based on its review of Parties' responses to question 3.5 and their submissions, the Secretariat presents the following findings:

a) Suitable information in lieu of trade forms

i. Of the eight Parties who responded "Yes", the table below shows whether the Parties exported to another Party or to a non-Party, if the trade form has been submitted to the Secretariat, and if information was provided in lieu of submitting the trade forms.

TABLE 4: Tabulation of Consent Form Submission

Party	Export to Parties	Export to non-Parties	Trade Consent Form Submitted	Information Provided
Canada	Yes		No	In Part E of its report, Canada explained that it relied on a General Notification of Consent.
Italy	Yes		No	As new Party to the Convention, Italy reported mercury waste trade that occurred prior to becoming a Party. The forms submitted relate to the transboundary movement of waste falling under the Basel Convention.
Japan	Yes		Yes	NA
Mexico	Yes		No	Provided description of exports with quantities in the ORT
Peru	Yes		Yes	NA

Switzerland	Yes	Yes		NA
Thailand	Yes		No	Table with various information submitted as an attachment

ii. Of the seven Parties who responded "Yes", four Parties did not submit trade consent forms. Of the four Parties, one Party (Canada) indicated that it relied on a General Notification of Consent, one Party (Italy) was not yet a Party when its reported trade took place, and two Parties provided information in lieu of the trade consent forms (Mexico and Thailand). Below is a table indicating the information submitted by the two Parties and whether it corresponds to the information required in the respective trade consent forms:

TABLE 5: Tabulation of Information Required under Forms A or B and Information Submitted

Information Required Under Form A / B	Information Submitted	
	Mexico	Thailand
Contact information to be provided by the importing Party	No	No
Contact information to be provided by the exporting Party or non-Party	No	No
Shipment information to be provided by the exporting country: • Please indicate approximate total quantity of mercury to be shipped: • Please indicate approximate date of shipment: • Please indicate if the mercury is from primary mercury mining: • Please indicate if the mercury has been determined by the exporting Party to be excess mercury from the decommissioning of chlor-alkali facilities:	 Yes No No No	 Yes No No No
Information to be provided by the importing Party: What is the purpose of the import of the mercury? • Environmentally sound interim storage in accordance with Article 10 • Use allowed to a Party under the Convention	 No No	 Yes No
Shipping information, as appropriate (Importer/Exporter)	No	No
Indication of consent by Importing Party	No	No
Section D: Certification and Information to be provided by an importing non-Party	NA	NA

b) Information contained in the submitted trade consent forms and completeness of the submitted forms

i. One Party (Peru) provided forms where it showed:
- Imports destined for use in ASGM in its territory
- Export of mercury salts (catalizadores) and dental amalgam. The form was not signed.
- Export for dental amalgam. The form was missing confirmation of consent and signature.
- Imports for use in the Party's chlor-alkali sector.
- Export form of mercury proceeding from a Party. The form was not signed. According to the description in the submission, consent was denied.

ii. One Party (Japan) provided trade consent forms where it showed:
- Exports of mercury with reported use in phased-out mercury-added products (sphygmomanometers and blood pressure measuring instruments) to another Party, who has an exemption until 2025.
- Exports with reported uses in the traded mercury which included: high pressure short arc lamp, high pressure UV lamp, and chlor-alkali process. Some of the submitted forms had missing information on the use of the mercury and one form was not signed.

iii. One Party (Switzerland) provided trade consent forms that redacted specific names of exporter and importer, but showed, all relevant trade consent form information including:
- Exports of mercury with reported use in the manufacture of pre-dosed capsules for dental amalgam fillings.
- Exports of mercury with reported use for mercury porosimetry (for analytical and research purposes).

c) Trade not conforming to Article 3

i. Ten Parties raised the issue of illicit trafficking, illegal trade or smuggling of mercury and mercury-added products in their respective territories either in their response to question 3.5 or in part C of their reports (Antigua and Barbuda, Burkina Faso, Colombia, Cote d'Ivoire, Indonesia, Lesotho, Nigeria, Peru, Philippines, and Uganda). Of the ten Parties, four Parties (6%, 6 of 10) provided information on trade not conforming to Art. 3 as follows:
- One Party (Antigua and Barbuda) reported an export without consent in 2022. The Party reported that subsequent documents submitted to its National Focal Point satisfied the latter that the stocks were disposed of in an environmentally sound manner.
- One Party (Burkina Faso) reported on illegal domestic trade of mercury in small quantities. The report confirmed it has no primary mercury mining in its territory.
- One Party (Philippines) reported that online trading platforms facilitate trade in prohibited mercury-added products, and the continued illegal trade of mercury for use in ASGM which is sold by dental clinics.
- One Party (Uganda) reported on smuggled mercury from another country that ends up in its ASGM sector.

ii. In reviewing responses related to trade not conforming to Article 3 or illegal trade for the past reporting cycles, a total of 9 Parties either reported on illegal trade or trade not conforming to the Convention or raised it as a challenge in implementing the Convention in the past three reporting cycles. In the first short national report one Party (Canada) reported a case of trade of mercury in contravention of its laws in its response to question 3.5. Four Parties (Colombia, Ecuador, Indonesia, and Peru) cited illegal trade as a challenge to implementing the Convention in Part C of their reports (2019). One Party (Indonesia) cited its vulnerability to illegal activities as an archipelagic state, while another Party (Peru) provided a recommendation for optimizing the written consent procedure for the import of mercury, including the provision of information on transit countries, re-export points and the role of free-trade zones, and the establishment of a deadline for receipt of response from Parties concerned. The Party had also raised the need to improve identification of intended uses of traded mercury, strengthening of capacities of border control agents along with the development of protocols to identify, seize, transport, handle, and label mercury.

iii. For the full national report (2021) an additional three Parties (Eswatini, South Africa, and Uganda) raised concerns over illegal trade which were not raised in the first reporting cycle. One Party (South Africa) noted that there were known informal flows of mercury in their region and illegal imports of mercury into their territory. Another Party (Eswatini) reported on illegal mercury trade in the context of illegal mining occurring at the border, which leads to the illegal cross-border trade of mercury it is experiencing. One Party (Uganda) acknowledged that smuggling of mercury into its borders is occurring.

iv. Of the 35 Parties who responded "No", 17 Parties responded "No", and did not provide any explanation for their response. It is not possible to determine from the reports of these Parties if their response meant that there were no exports, or if there were trade not conforming to Art. 3. (Burundi, Costa Rica, Eswatini (Kingdom of), Guinea-Bissau, Madagascar, Mali, Malta, Marshall Islands, Oman, Portugal, Republic of Moldova, Rwanda, Sri Lanka, State of Palestine, United Arab Emirates, Viet Nam, and Zambia)

16. Below is a summary of the Secretariat's findings under question 3.5:

a) The information provided by the two Parties who did not provide copies of the relevant trade forms do not show that all the requirements of Article 3 have been met. As Table 5: Tabulation of Information Required under Forms A or B and Information Submitted shows, while all Parties provided information on the quantity of mercury traded, other information required under the trade forms are inconsistently addressed by the information submitted by Parties.

b) Some of the submitted trade forms had missing information on the source of mercury exported or lacked the signature of the National Focal Point. Considering these issues, further work to support implementation of paragraph 6 of Article 3 on mercury trade may be needed.

c) It was not possible to determine from the reports of Parties who responded "No" but did not provide an explanation if there were trade not conforming to Art. 3. The amended reporting format adopted by the Conference of Parties in its decision MC-5/13, added response options that covers both: "No – no export took place" and "No – consent was not given" scenarios. These added response options are expected to further improve response and information sharing under question 3.5. The amended reporting format will be operational in the second full report version of the ORT.

Article 11: Mercury wastes

Summary of the relevant Article 11 provisions covered under the second short national report

17. Article 11 addresses mercury wastes, their management in an environmentally sound manner and transportation across international boundaries. In doing so, the Convention recognizes the relationship on this issue between the Minamata Convention on Mercury and the Basel Convention on the Control of Transboundary Movements of Hazardous Wastes and Their Disposal.[8]

18. Parties are to reply to question 11.2 on the presence of facilities for final disposal of waste consisting of mercury or mercury compounds[9] in the Party's territory.

Question 11.2: *Are there facilities for final disposal of waste consisting of mercury or mercury compounds in the Party's territory?

☐ Yes

☐ No

☐ Do not know (please explain)

If yes, if available, how much waste consisting of mercury or mercury compounds has been subjected to final disposal under the reporting period? Please specify the method of the final disposal operation/operations.

[8] The absence of such a definition under the Minamata Convention was discussed at the third meeting of the Committee in June 2021, and considered by the Conference at its fourth meeting in March 2022. Subsequent to that in decision MC/4-8, the Conference clarified that Parties may look for information in the Basel Convention technical guidelines in national laws or regulations, in national policy and administrative statements, in their Minamata initial assessment, or in an implementation plan developed pursuant to Article 20 of the Convention. The Basel Convention technical guidelines, for example, describe physico-chemical treatment using stabilization and solidification processes, to meet the acceptance criteria of disposal facilities. As final disposal operations, the technical guidelines describe the methods for disposal in specifically engineered landfills and disposal in permanent storage (underground facilities) together with measures to be taken to prevent releases and methylation of stabilized compounds, to prevent fire, and to conduct long-term monitoring.

[9] "Waste consisting of mercury or mercury compound" refers to the mercury waste falling under subparagraph 2 (a) of Article 11. The Conference of the Parties in decision MC-3/5 decided that waste listed in Table 1 of that decision, which lists recovered elemental mercury, other elemental mercury and a number of mercury compounds, are to be regarded as such mercury waste.

19. In terms of Parties' responses to question 11.2[10]:

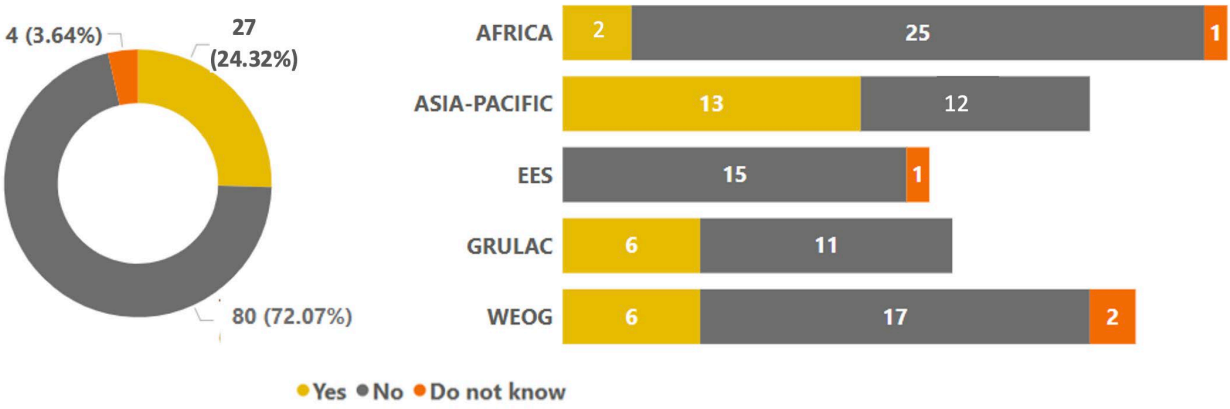

a) Twenty-seven Parties responded "Yes" (24.32%, 27 of 111); 80 Parties responded "No" (72.07%, 81 of 111); and four Parties responded "Do not know" (3.64%, 4 of 111). For a list of Parties and their responses, please see UNEP/MC/ICC.7/INF/1.

b) The breakdown of the responses by region is as follows: Africa: two Parties responded "Yes" (7.14%, 2 of 28), 25 Parties responded "No" (89.28%, 25 of 28), and one Party responded "Do not know" (3.57%, 1 of 28); Asia-Pacific: 13 Parties responded "Yes" (52%, 13 of 25) and 12 Parties responded "No" (48%, 12 of 25); Eastern European States: 15 Parties responded "No" (94%, 15 of 16) and one Party responded "Do not know" (6%, 1 of 16); Latin America and the Caribbean: six Parties responded "Yes" (35%, 6 of 17) and 11 Parties responded "No" (65%, 11 of 17); and Western Europe and Others: six Parties responded "Yes" (24%, 6 of 25), 17 Parties responded "No" (68%, 17 of 25), and two Parties responded "Do not know" (8%, 2 of 25).

20. Based on its review of Parties' responses to question 11.2 and their submissions, the Secretariat has the following findings:

a) The following Parties reported on the amount of waste consisting of mercury or mercury compounds subject to final disposal during the reporting period, see Table 6 below, which also includes information from the two prior reports for ease of reference:

TABLE 6: Comparison of reported amounts of waste consisting of mercury or mercury compounds subject to final disposal

	Second Short Report	First Full Report	First Short Report
Canada	2021-2022: 79 tonnes of mercury and 153 tonnes of mercury compounds	2017 - 2020: 123.712 metric tons of waste consisting of mercury or mercury compounds. Breakdown per year: 2017: 24.936 MT 2018: 31.274 MT 2019: 24.462 MT 2020: 43.030 MT	2017: 56.2 tonnes 2018: 56.4 tonnes

[10] Question 11.2 was amended under MC-5/13: National reporting pursuant to article 21 of the Minamata Convention on Mercury. For the text of the amended question, please go to: https://minamataconvention.org/en/documents/national-reporting-pursuant-article-21-minamata-convention-mercury-0

Germany	2021: 561.5 tonnes 2022: 425 tonnes	None reported	2018: 443.2 tonnes of solidified mercury waste
Norway	2020: 286 tonnes 2021: 15 tonnes 2022: 620 tonnes	2018: 385 tonnes 2019: 725 tonnes 2020: 293 tonnes 2021: 217 tonnes	2017-2019: 1,172 tonnes

b) The following Parties also reported on the amount of mercury waste; however, it is unclear from their report whether the mercury waste reported consists predominantly of wastes consisting of mercury or mercury compounds or contains a mixture of other hazardous wastes:

TABLE 7: Tabulation of mercury waste reported (including waste other than that consisting of mercury or mercury compounds)

	Amount of mercury waste reported
Australia	2021-2022: 311 tonnes (in the process of further identifying the waste streams)
Colombia	2022: Hazardous waste 531 t of which 61% is waste containing mercury
Qatar	2021: 44.406 MT mercury waste 2022: 45.608 MT mercury waste
Republic of Korea	2021: 26.5 tonnes mercury waste 2022: 50.5 tonnes mercury waste
Singapore	2021-2022: 118,300.72 kg toxic industrial waste containing mercury
South Africa	2021-2022: 16.7 tons of waste consisting of mercury or mercury compounds processed. No information about final disposal.
Thailand	2021: 369.59 tons 2022: 362.45 tons Discarded equipment containing hazardous components disposed of by secure landfill of stabilized and/or solidified waste.

c) The following Parties reported on the disposal methods for waste consisting of mercury or mercury compounds:

TABLE 8: Disposal Methods Reported		
	Second Short Report Information	Clarification of response
Australia	Specially engineered landfills or cells. Regulation requires stabilization and solidification but no such facility so far	No clarification needed
Brazil	Specially engineered landfill	No facilities in territory dedicated to the final disposal of metallic mercury or waste consisting of mercury compounds.
Canada	Physico-chemical treatment and specially engineered landfill	No clarification needed
China (Macao SAR)	Mercury waste is treated by licensed toxic industrial waste collectors (i.e., via incineration followed by fixation and storage of incineration ash).	No additional information provided.
Colombia	Specially engineered landfill requiring stabilization	Waste containing Hg: Main disposal operation for these wastes is under entry D5 (specially designed landfills). Pre-treatment of these wastes (prior to entering the safety cell) consists of stabilisation with the components of an insoluble matrix (cement, phosphate, ceramics, magnesia binder).
Ecuador	No information on disposal methods.	No additional information provided.
European Union	Referred to individual member state reports	No clarification needed
Germany	Disposal of mercury sulfide in underground storage facility	No clarification needed
India	No information on disposal methods.	No additional information provided.
Indonesia	No facility in territory; has access to final disposal facilities located in other countries	<260 ppm concentration of waste containing mercury or mercury compounds follows treatment process that uses stabilization and compaction by macroencapsulation, >260 ppm concentration of waste containing mercury or mercury compounds: no waste management facility; exports are made for these types of hazardous waste.
Iran	Neutralization and encapsulation	No clarification needed
Kuwait	No information on disposal methods.	No additional information provided.
Mexico	Stabilization and solidification by encapsulation before being sent to the final disposal cells	No clarification needed.
Norway	Deposit of mercury sulfide into specifically engineered landfills	No clarification needed.
Panama	Security landfill for hazardous wastes	No additional information provided.
Qatar	By treatment and landfill, where waste is solidified and then buried in hazardous waste landfill	Hg containing waste: Class 1 landfill after solidification. Waste consisting of Hg; Class 1 landfill after stabilization and encapsulation.
Republic of Korea	Stored in mercury-dedicated container permanently	No additional information provided.
Saudi Arabia	No information on disposal methods.	No additional information provided.
South Africa	No information on disposal methods.	No additional information provided.

Singapore	Treated by licensed toxic industrial waste collectors (e.g., via incineration followed by fixation of incineration ash)	Waste consisting of Hg: undergoes incineration to reduce volume subject to high temperature incineration to reduce the overall volume of the waste. Flue gases generated from incineration process would pass through pollution control facilities (e.g. scrubbers) to ensure that emissions are in compliance with the local air emissions limits. Incineration residues (e.g. bottom ash and fly ash) that do not meet the landfill acceptance criteria (i.e. Toxicity Characteristics Leaching Procedure (TCLP) limits) are subject to stabilisation (also known as fixation), which is considered a form of physico-chemical treatment, through the addition of stabilisers such as cement. Stabilised waste that meets the TCLP, which includes the leaching limit of 0.2mg/L for mercury, would then be conveyed to the final disposal site at Semakau Landfill, which is a specially-engineered, offshore, sanitary landfill.
State of Palestine	No information on disposal methods.	Requested clarification. No response.
Thailand	Multiple methods including Secure landfill of stabilized and/or solidified wastes	No additional information provided.
Uganda	Incineration in most cases where flue gas is not condensed, and sludge is stabilized and solidified	Composite waste (sources include oil and gas waste and medical waste). Physical Chemical pretreatment methods of hazardous waste prior to landfilling at this facility covers the following methods: a) Hydrolysis b) Evaporation c) Decantation d) Neutralisation e) Stabilization / Solidification
United Arab Emirates	No information on disposal methods.	No additional information provided.
United States of America	Long-term waste elemental mercury storage facility	No clarification needed.
Viet Nam	No information on disposal methods.	Concerning physico-chemical treatment and other measures, Vietnam has established a systematic approach to hazardous waste treatment that aligns with our international commitments.

d) Four Parties (Belgium, Iceland, Mali and Poland) responded that they do not know whether such facilities exist. Mali said in the explanatory field that there is no such facility, so their response may be changed. Belgium does not know the situation in Brussels Capital. Poland is verifying the information.

e) One Party (Peru) provided an update on a pilot project to stabilize mercury waste.

f) Some Parties highlighted the challenges they faced as follows:

   i. Lack of knowledge on what constitutes proper mercury waste disposal facility;

ii. Lack of inventories including the challenge of identifying the mercury waste;
iii. Lack of technical resources and need for capacity-building;
iv. Challenge of establishing a waste collection infrastructure to better collect and manage household waste;
v. Cost of exporting mercury waste for final disposal to other Parties;
vi. Lack of financial resources to establish proper waste facilities;
vii. Defective project designs which fail to tackle the challenges of mercury at the national level; and
viii. Challenge of disaggregating mercury waste volumes from other wastes.

21. Below is a summary of the Secretariat's findings under question 11.2:

(a) There is an improvement in the information reported on the final disposal methodologies being employed since the previous reporting. Some Parties reported on specifically engineered landfills or permanent storage as final disposal operations in their territories, together with explanation on the requirements for stabilization, solidification and storage before final disposal.

(b) Some Parties mentioned landfilling but did not provide details, while other Parties did not provide any information on the disposal methods. Parties may consider using the Basel Convention definition of annex IV final disposal operations, i.e., D5 – specifically engineered landfill or D12 – permanent storage, and specifying whether stabilization and solidification is undertaken together as part of the final disposal operation in future reporting to help facilitate identification of the disposal operation reported on.

(c) The Committee requested the Secretariat to follow-up with Parties who reported to have final disposal facilities on the amount of mercury waste disposed of. The Secretariat reached out to ten Parties from September to October 2022, with two Parties responding to the request for clarification: one Party (Germany) reported that 4,042 tonnes of mercury sulfide were disposed of though underground depository, as chemically stabilized mercury sulfide, in its territory during the reporting period; and another Party (Oman) provided information on quantities disposed of via municipal/industrial engineered landfills in its territory. The quantity reported by the Party appears to be for all waste received and not specific to mercury waste only.

Responses to Part C and Part D of the reporting format

22. This section provides an overview of the responses to Parts C and D of the second short national reports. Part C provides an opportunity for Parties to comment on possible challenges in meeting the objectives of the Convention. Part D provides an opportunity for Parties to comment on the reporting format and possible improvements.

23. In terms of Parties' responses to Parts C and D:
a) In Part C, 51 Parties provided comments on possible challenges in meeting the objectives of the Convention;
b) In Part D, 39 Parties provided comments on the reporting format and possible improvements.

24. Based on its review of Parties' responses to Part C and Part D, the Secretariat has the following findings:

a) **Part C**: 22 (43%, 22 of 51) Parties cited the lack of financial resources or access to financial resources as a major challenge. 16 Parties (31%, 16 of 51) cited lack of institutional capacity, including the need to better capacitate enforcement officers, update regulations or laws, improved regional coordination as a challenge. 14 Parties (27%, 14 of 51) reported the lack of technical resources as a concern. Technical resources covered a broad range of topics, including, but not limited to, data-gathering capacity, research, equipment, interim storage, assessing and communicating health and environmental risks, change in technology of chlor-alkali facilities, capacity-building and training. 14 Parties (27%, 14 of 51) also reported that trade of mercury, mercury-added products, including illicit trafficking, illegal trade or smuggling of mercury for use in ASGM and of prohibited mercury-added products as a challenge. Three Parties (6%, 3 of 51) reported that domestic

trade of mercury is a challenge, citing in particular the use of electronic platforms in selling mercury or mercury added products in the local market. Other challenges reported are summarized below:

i. Lack of a final disposal facility within their territories, including lack of interim storage options - nine Parties (18%, 9 of 51);
ii. Lack of awareness-raising and capacity to share information. Lack of information on and access to alternatives to mercury uses and mercury-free alternatives - eight Parties (16%, 8 of 51);
iii. Use of mercury in artisanal and small-scale gold mining as a continuing challenge, including the challenge of changing miner behaviour towards mercury use and finding financing for mercury-free processing - six Parties (12%, 6 of 51);
iv. Lack of human resources to implement the Convention – two parties (Lack of mercury-free alternatives and/or information about the availability of mercury-free alternatives for mercury-added products - three Parties (6%, 3 of 51);
v. Implementation of the Minamata Convention Initial Assessments or National Action Plan - three Parties (6%, 3 of 51);
vi. Management of contaminated sites Parties – two Parties (4%, 2 of 51);
vii. Issues related to the National Focal Point, including challenges of contacting the National Focal Point in relation to obtaining trade consent - two Parties (4%, 2 of 51);
viii. Weak regional approach, e.g. weak participation of sub-regional intergovernmental agencies (e.g., African Union, Economic Community of West African States, West African Economic and Monetary Union, etc.) - one Party (2%, 1 of 51);
ix. Lingering impacts of COVID-19 disrupting implementation - one Party (2%, 1 of 51); and
x. Unique challenges related to a Party – one Party (2%, 1 of 51).

b) Two Parties (4%, 2 of 51) indicated that Part C was not applicable to them for the current reporting cycle and one Party (2%, 1 of 51) responded there were no challenges to report during the reporting cycle.

c) **Part D:** 22 Parties (56%, 22 of 39) commented that they found the reporting format suitable, sufficient and user friendly. Nine Parties (21% 9 of 39) reported no additional comment to the ORT. Two Parties (6%, 2 of 39) encountered technical issues when logging on two devices or in navigating the ORT. One Party (3%, 1 of 39) reported that the Offline Paper version of the ORT was helpful in preparing the report, one Party (3%, 1 of 39) recommended the establishment of a working group who will be responsible for improving the reporting format, one Party (3%, 1 of 39) reporting difficulty with their internet connection to access the ORT, and one Party (3%, 1 of 39) providing comments outside the scope of Part D.